

Snap

What you need

Two or four players
Scissors

How to play

1. Print out the scam activity sheets twice and ask a parent or guardian to help you cut out the different cards.
2. Shuffle the cards and deal each player an equal amount. Each player must not reveal their cards to the other players.
3. Starting clockwise, each player places one of their cards face up in the middle of the table. If another player has a card that matches the card on the table, it's a race to claim the snap first.
4. The player who says snap first wins and takes both cards and places them aside.
5. Repeat steps 2-4 until there are no remaining cards.
6. The winner is the player who has the most matching cards at the end.

Happy snapping!



scamwiseNI
PARTNERSHIP



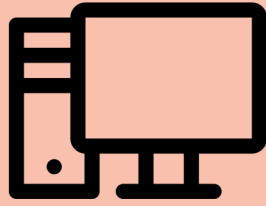
Scam Activity Sheet

Instructions:


Print out this sheet twice and cut around the different cards.




Romance scam



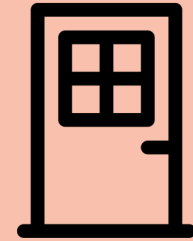
Computer scam



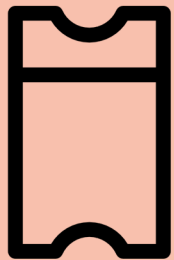
Wallet



Credit card




Doorstep scam




Lottery scam



Bank



Emails



Investment scam




Automated call scam

Scam Activity Sheet

Instructions:


Print out this sheet twice and cut around the different cards.



Mail scam



Police Officer



Text message scam




Fake goods



Banking scam



Online scam



Criminal



Money



Holiday scam



Phone scam


Scam Activity Sheet

Instructions:

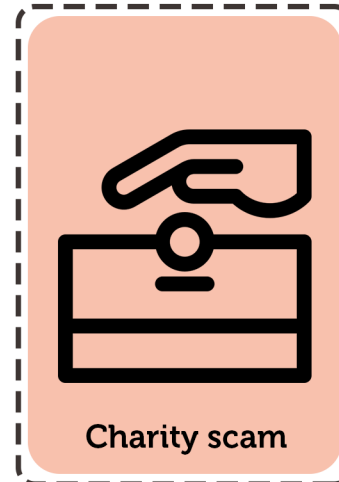
Print out this sheet twice and cut around the different cards.




Tax scam



Scam test



Charity scam



Ticket scam



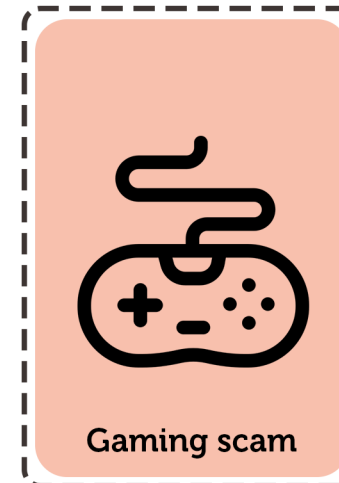
Money mule



Online marketplaces



ScamwiseNI



Gaming scam