

# Snap

## What you need

Two or four players  
Scissors

## How to play

1. Print out the consumer rights activity sheets twice and ask a parent or guardian to help you cut out the different cards.
2. Shuffle the cards and deal each player an equal amount. Each player must not reveal their cards to the other players.
3. Starting clockwise, each player places one of their cards face up in the middle of the table. If another player has a card that matches the card on the table, it's a race to claim the snap first.
4. The player who says snap first wins and takes both cards and places them aside.
5. Repeat step 2-4 until there are no remaining cards.
6. The winner is the player who has the most matching cards at the end.

# Happy snapping!



# Consumer Rights Activity Sheet

## Instructions:

Print out this sheet twice and cut around the different cards.



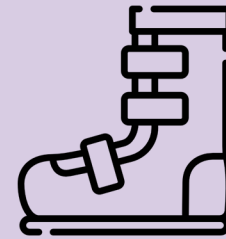
Consumerline



Car wash



Bike



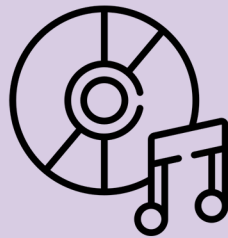
Ski boot



Dog grooming



Consumer Rights  
Act 2015



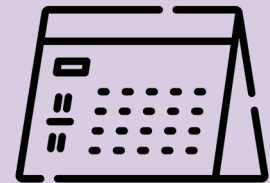
CD



30 days



6 years



14 days

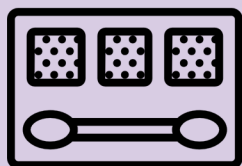
# Consumer Rights Activity Sheet

## Instructions:

Print out this sheet twice and cut around the different cards.



Iron



Eye shadow



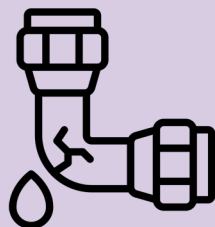
DVD




iTunes



HTTPS



Faulty




Film



Hair cut



E-book




Duvet

# Consumer Rights Activity Sheet

## Instructions:

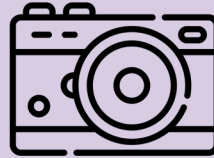
Print out this sheet twice and cut around the different cards.



Phone app



Coat



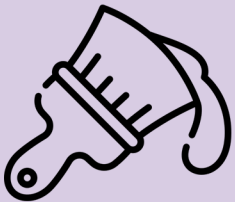
Photography



Refund



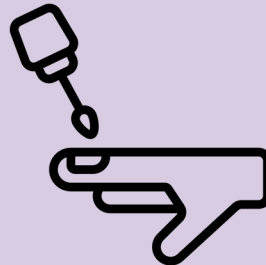
Online game



Painting and  
decorating



Personalised



Manicure



Padlock



Perishable

# Consumer Rights Activity Sheet

## Instructions:


Print out this sheet twice and cut around the different cards.



TV




Return



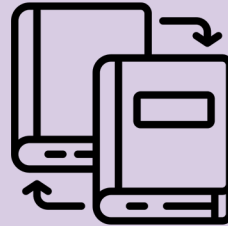
Repair



Window  
cleaning



Warranty



Replacement

Can you think of more  
consumer rights related  
words to play another  
game of snap?

