

# Pairs Game

## What you need

2 or more players  
Scissors

## How to play

1. Print out the consumer rights activity sheets twice and ask a parent or guardian to help you cut out the different cards.
2. Shuffle the cards and place face down on a flat surface.
3. Each player then takes it in turns to try and reveal matching cards.
4. If a player reveals a pair, they remove the cards and play again. If they do not reveal a pair, they turn the cards back over and the next player takes their turn.
5. The player that has the most matching cards at the end is the winner.



# Consumer Rights Activity Sheet

## Instructions:

Print out this sheet twice and cut around the different cards.



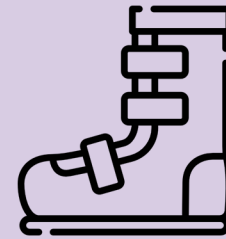
Consumerline



Car wash



Bike



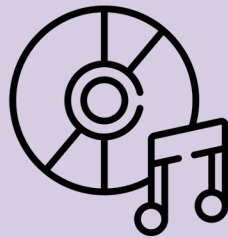
Ski boot



Dog grooming



Consumer Rights  
Act 2015



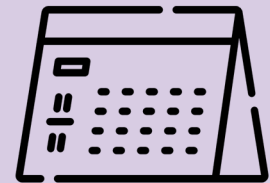
CD



30 days



6 years



14 days

# Consumer Rights Activity Sheet

## Instructions:


Print out this sheet twice and cut around the different cards.



TV




Return



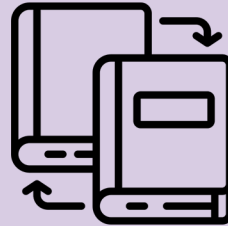
Repair



Window  
cleaning



Warranty



Replacement

Can you think of more  
consumer rights related  
words to play another  
game of pairs?

