

Activity 5

Make your own Peanut:

Print out and colour in the picture of Peanut the Squirrel and the Squirrel Cape. You can use any colours that you like!


When you are finished ask an adult to help you cut out and stick both pictures to an empty cardboard tube.

Peanut the Squirrel should be glued to the front of the tube and the Squirrel Cape to the back of the tube.

What you will need:


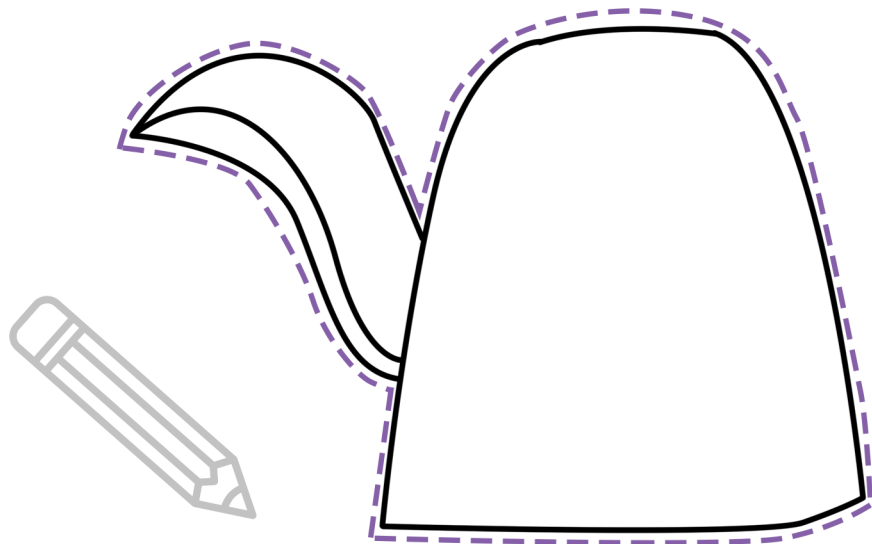
- Glue
- Scissors
- Cardboard tube
- Colouring pens/pencils

What you will need:




Activity 5

Colour in Peanut and the Squirrel Cape. Then carefully follow the dotted lines to cut them out!



Activity 5

Using glue, stick Peanut to the front of the cardboard tube and the Squirrel Cape to the back of the cardboard tube.



Check reviews and previous feedback on websites, especially if you have never bought from them before.

